



**PAR DRUGS AND CHEMICALS LIMITED**  
(CIN : L24117GJ1999PLC035512)  
Registered Office : 815, Nilamber Triumph, Gotri Vasna Road, Vadodara (Gujarat)  
Audited Financial Results for the Half Year Ended 31st March, 2021  
Statement Of Assets And Liabilities


Rs. In Lakhs

Particulars	AS AT	AS AT	AS AT	AS AT
	31.03.2021	30.09.2020	31.03.2020	30.09.2019
	Audited	Unaudited	Audited	Unaudited
<b>I. EQUITY AND LIABILITIES</b>				
<b>1 Shareholders' funds</b>				
(a) Share capital	615.23	615.23	615.23	615.23
(b) Reserves and surplus	4,606.22	3,957.31	3,446.22	3,298.20
(c) Money received against share warrants	0.00	0.00	0.00	0.00
<b>Sub-total (1)</b>	<b>5,221.45</b>	<b>4,572.55</b>	<b>4,061.45</b>	<b>3,913.44</b>
<b>2 Share application money pending allotment</b>	0.00	0.00	0.00	0.00
<b>3 Non-current liabilities</b>				
(a) Long-term borrowings	439.18	433.35	461.91	610.39
(b) Deferred tax liabilities (Net)	340.51	358.54	365.12	350.75
(c) Other Long term liabilities	0.00	0.00	0.00	0.00
(d) Long-term provisions	39.35	38.62	38.62	32.69
<b>Sub-total (2)</b>	<b>819.03</b>	<b>830.51</b>	<b>865.65</b>	<b>993.83</b>
<b>4 Current liabilities</b>				
(a) Short-term borrowings	324.79	0.00	0.00	0.00
(b) Trade payables				
Due to Micro, Small & Medium Enterprise	7.26	17.01	7.01	0.00
Due to Others	664.52	694.72	613.44	695.51
(c) Other current liabilities	246.50	498.20	269.11	200.68
(d) Short-term provisions	354.85	114.28	194.85	68.24
<b>Sub-total (3)</b>	<b>1,597.92</b>	<b>1,324.20</b>	<b>1,084.42</b>	<b>964.43</b>
<b>TOTAL</b>	<b>7,638.41</b>	<b>6,727.26</b>	<b>6,011.52</b>	<b>5,871.70</b>
<b>II. ASSETS</b>				
<b>Non-current assets</b>				
<b>1 (a) Property, Plant and Equipment</b>				
(i) Tangible assets	2,990.81	3,299.96	3,439.62	3,383.38
(ii) Intangible assets	0.00	0.00	0.00	0.00
(iii) Capital work-in-progress	452.23	109.47	73.90	0.00
(iv) Intangible assets under development	0.00	0.00	0.00	0.00
<b>Sub-total (1)</b>	<b>3,443.03</b>	<b>3,409.42</b>	<b>3,513.52</b>	<b>3,383.38</b>
(b) Non-current investments	1.00	6.65	5.65	5.65
(c) Deferred tax assets (net)	0.00	0.00	0.00	0.00
(d) Long-term loans and advances	75.82	78.07	70.50	78.74
(e) Other non-current assets	0.00	0.00	0.00	0.00
<b>Sub-total (1)</b>	<b>3,519.86</b>	<b>3,494.14</b>	<b>3,589.67</b>	<b>3,467.78</b>
<b>2 Current assets</b>				
(a) Current investments	0.00	0.00	0.00	0.00
(b) Inventories	299.67	261.05	291.68	313.35
(c) Trade receivables	1,245.14	1,461.45	1,236.84	1,242.12
(d) Cash and cash equivalents	2,116.38	1,322.25	737.92	729.97
(e) Short-term loans and advances	92.41	104.49	62.27	71.11
(f) Other current assets	364.95	83.87	93.14	47.37
<b>Sub-total (2)</b>	<b>4,118.55</b>	<b>3,233.12</b>	<b>2,421.85</b>	<b>2,403.93</b>
<b>TOTAL</b>	<b>7,638.41</b>	<b>6,727.26</b>	<b>6,011.52</b>	<b>5,871.70</b>

For and on behalf of Board of Directors  
Par Drugs and Chemicals Limited

  
Jigneshbhai V Savani (Director & CEO)  
(DIN - 00198203)  
Bhavnagar, 10th June, 2021



  
Falgun V Savani (Managing Director)  
(DIN - 00198236)  
Bhavnagar, 10th June, 2021




**PAR DRUGS AND CHEMICALS LIMITED**  
(CIN : L24117GJ1999PLC035512)  
Registered Office : 815, Nilamber Triumph, Gotri Vasna Road, Vadodara (Gujarat)  
Audited Financial Results for the Half Year Ended 31st March, 2021  
Statement of Cash Flow

Particulars	Rs. In Lakhs			
	Half Year Ended		Year Ended	
	31.03.2021	30.09.2020	31.03.2021	31.03.2020
	Audited	Unaudited	Audited	Audited
<b>A: CASH FLOW FROM OPERATING ACTIVITIES:</b>				
Net profit before tax as per P & L Statement.	867.04	605.58	1,472.61	599.19
<u>Adjusted for:</u>				
Depreciation	134.73	147.21	281.94	276.15
Income-tax/Prior Year Adjustment	-1.12	0.00	-1.12	-1.04
Interest Expense	28.26	32.00	60.26	75.41
Rent, Interest & Dividend Income	-7.84	-5.43	-13.27	-7.65
Profit on Slump Sale of Ankleshar Unit	-198.57	0.00	-198.57	0.00
Profit/Loss on sale of assets	-0.03	0.00	-0.03	-2.21
	-44.57	173.78	129.21	340.66
<b>Operating Profit/(loss) before working capital changes</b>	<b>822.46</b>	<b>779.36</b>	<b>1,601.82</b>	<b>939.85</b>
<u>Adjustments for changes in working capital</u>				
<u>Adjustments for (increase)/decrease in operating assets</u>				
Long Term Loans & Advances	2.25	-7.57	-5.32	-1.92
Inventories	-38.62	30.63	-7.99	137.73
Trade Receivables.	216.31	-224.61	-8.31	-384.86
Short Term Loans & Advances	12.09	-42.22	-30.14	-1.23
Other Current Assets	-16.97	4.62	-12.36	-2.76
<u>Adjustments for increase/(decrease) in operating liabilities</u>				
Long-term provisions	0.72	0.00	0.72	5.93
Short-term provisions	5.54	-4.74	0.80	-1.57
Other Current Liabilities	-251.70	229.09	-22.61	35.96
Trade Payables	-39.95	91.28	51.33	127.27
	-110.34	76.47	-33.87	-85.46
<b>Cash Generated from / (used in) Operating activities</b>	<b>712.13</b>	<b>855.83</b>	<b>1,567.95</b>	<b>854.39</b>
Less: Income-Tax paid	-264.10	-95.35	-359.45	-85.27
<b>Net Cash generated from / (used in) Operating Activities:</b>	<b>448.03</b>	<b>760.48</b>	<b>1,208.51</b>	<b>769.12</b>
<b>B: CASH FLOW FROM INVESTING ACTIVITIES:</b>				
Purchase of Fixed Assets	-461.80	-43.11	-504.91	-155.87
Sales of Fixed Assets	492.06	0.00	492.06	2.50
Purchase / Sale of Investment	5.65	-1.00	4.65	0.00
Rent, Interest & Dividend Income	7.84	5.43	13.27	7.65
	43.76	-38.68	5.07	-145.72
<b>Net Cash generated from / (used in) Investing Activities:</b>				
<b>C: CASH FLOW FROM FINANCING ACTIVITIES:</b>				
Proceeds from Issue of Shares	0.00	0.00	0.00	852.72
Proceeds from Long Term Borrowings	0.00	0.00	0.00	0.00
Repayment of Long Term Borrowings	5.82	-28.56	-22.73	-141.23
Repayment of Short Term Borrowings	324.79	0.00	324.79	-431.91
Dividend Paid	0.00	-76.90	-76.90	-76.90
Dividend Tax paid	0.00	0.00	0.00	-15.81
Interest paid	-28.26	-32.00	-60.26	-75.41
	302.35	-137.46	164.89	111.46
<b>Net Cash generated from / (used in) Financing Activities:</b>				
<b>Net Increase/(Decrease) in Cash and Cash Equivalents</b>	<b>794.13</b>	<b>584.34</b>	<b>1,378.47</b>	<b>734.86</b>
<b>Opening Balance of Cash and Cash Equivalents</b>	<b>1,322.25</b>	<b>737.92</b>	<b>737.92</b>	<b>3.06</b>
<b>Closing Balance of Cash and Cash Equivalents</b>	<b>2,116.38</b>	<b>1,322.25</b>	<b>2,116.38</b>	<b>737.92</b>
<b>Total:</b>	<b>794.13</b>	<b>584.34</b>	<b>1,378.47</b>	<b>734.86</b>

- Purchase of fixed assets are stated inclusive of movement of Capital Work in Progress and advance for capital goods between the commencement and end of the year and are considered as part of investing activity.
- The cash flow statement has been prepared under the "indirect method" as set out in Accounting Standard - 3 on Cash Flow Statement issued by the Institute of Chartered Accountants of India.

 <b>Jigneshbhai V Savani (Director &amp; CEO)</b> (DIN - 00198203) Bhavnagar, 10th June, 2021	 <b>Falgun V Savani (Managing Director)</b> (DIN - 00198236) Bhavnagar, 10th June, 2021
---	--





**PAR DRUGS AND CHEMICALS LIMITED**  
(CIN : L24117GJ1999PLC035512)  
Registered Office : 815, Nilamber Triumph, Gotri Vasna Road, Vadodara (Gujarat)  
Audited Financial Results for the Half Year Ended 31st March, 2021  
Statement Of Profit & Loss


Rs. In Lakhs

Particulars	Half Year Ended			Year Ended	
	31.03.2021	30.09.2020	31.03.2020	31.03.2021	31.03.2020
	Audited	Unaudited	Audited	Audited	Audited
I. Revenue from operations	3,248.41	2,826.72	2,673.73	6,075.13	5,584.87
II. Other income	13.51	5.43	9.68	18.94	9.86
<b>III. Total Revenue (I + II)</b>	<b>3,261.92</b>	<b>2,832.15</b>	<b>2,683.41</b>	<b>6,094.07</b>	<b>5,594.72</b>
<b>IV. Expenses:</b>					
Cost of materials consumed	1,168.93	1,040.31	1,070.34	2,209.24	2,219.12
Purchases of Stock-in-Trade	0.00	0.00	0.00	0.00	0.00
Changes in inventories of finished goods work-in-progress and Stock-in-Trade	-40.75	19.36	63.18	-21.39	146.45
Employee benefits expense	224.05	173.79	207.35	397.84	411.34
Finance costs	30.68	33.55	37.48	64.23	79.39
Depreciation and amortization expense	134.73	147.21	6.60	281.94	276.15
Other expenses	1,075.80	812.35	909.77	1,888.15	1,863.08
<b>Total expenses (IV)</b>	<b>2,593.45</b>	<b>2,226.57</b>	<b>2,294.71</b>	<b>4,820.02</b>	<b>4,995.54</b>
<b>V. Profit before exceptional and extraordinary items and tax (III-IV)</b>	<b>668.47</b>	<b>605.58</b>	<b>388.70</b>	<b>1,274.04</b>	<b>599.19</b>
VI. Exceptional items	0.00	0.00	0.00	0.00	0.00
<b>VII. Profit before extraordinary items and tax (V - VI)</b>	<b>668.47</b>	<b>605.58</b>	<b>388.70</b>	<b>1,274.04</b>	<b>599.19</b>
VIII. Extraordinary Items	-198.57	0.00	0.00	-198.57	0.00
<b>IX. Profit before tax (VII- VIII)</b>	<b>867.04</b>	<b>605.58</b>	<b>388.70</b>	<b>1,472.61</b>	<b>599.19</b>
X Tax expense:					
(1) Current tax	235.03	101.07	56.70	336.10	100.00
(2) Deferred tax	-18.03	-6.58	14.37	-24.61	22.69
<b>XI Profit (Loss) for the period from continuing operations (VII-VIII)</b>	<b>650.03</b>	<b>511.09</b>	<b>317.63</b>	<b>1,161.12</b>	<b>476.50</b>
XII Profit/(loss) from discontinuing operations	0.00	0.00	0.00	0.00	0.00
XIII Tax expense of discontinuing operations	0.00	0.00	0.00	0.00	0.00
<b>XIV Profit/(loss) from Discontinuing operations (after tax) (XII-XIII)</b>	<b>0.00</b>	<b>0.00</b>	<b>0.00</b>	<b>0.00</b>	<b>0.00</b>
<b>XV Profit (Loss) for the period (XI + XIV)</b>	<b>650.03</b>	<b>511.09</b>	<b>317.63</b>	<b>1,161.12</b>	<b>476.50</b>
XVI Earnings per equity share:					
(1) Basic.	10.57	8.31	5.16	18.87	7.75
(2) Diluted.	10.57	8.31	5.16	18.87	7.75

  
Jigneshbhai V Savani (Director & CEO)  
(DIN - 00198203)

Bhavnagar, 10th June, 2021

For and on behalf of Board of Directors  
Par Drugs and Chemicals Limited

  
Falgun V Savani (Managing Director)  
(DIN - 00198236)

Bhavnagar, 10th June, 2021



**PAR DRUGS AND CHEMICALS LIMITED**

**NOTES:**

1. Above audited financial results have been reviewed by audit committee in their meeting held on 10<sup>th</sup> June, 2021 and approved by the Board of Directors in their meeting held on 10<sup>th</sup> June, 2021
2. The Auditor of the company have carried out audit of the financial results for the half year and year ended 31st March, 2021 in terms of Regulation 33 of the SEBI (LODR) Regulations, 2015 and have expressed their unmodified opinion.
3. Figures for the half year ended 31st March, 2021 are balancing figures between audited figures in respect of full financial year and the published year to date figures of the first half year. The figures up to the end of the half year ended 30th September, 2020 were subject to limited review.
4. Previous year / period figures have been regrouped / rearranged wherever necessary to make them comparable with current period figures.
5. The Company is primarily engaged in manufacturing of API, which constitute single business segment in terms of Accounting Standard 17 on Segment Reporting. Accordingly, there are no other business segments to be reported under Accounting Standard 17.
6. The Company does not have any subsidiary, associates or joint venture as on 31<sup>st</sup> March, 2021; therefore, it has prepared only standalone results as consolidation requirement is not applicable to the Company.
7. The Bank Balance is included in Cash and Cash Equivalents of the Company.
8. The above financials are available on the Company's website – [www.pardrugs.com](http://www.pardrugs.com).
9. The Status of investors complaints received by the Company are as follows:
  - I. Received during the period from 1<sup>st</sup> October, 2020 to 31<sup>st</sup> March, 2021: NIL
  - II. Disposed during the period from 1<sup>st</sup> October, 2020 to 31<sup>st</sup> March, 2021: NIL
  - III. Pending as on 31<sup>st</sup> March, 2021: NIL

**For and on behalf of Board of Directors**

**Par Drugs and Chemicals Limited**

  
**Falgun V Savani (Managing Director)**

**(DIN - 00198236)**

  
**Jigneshbhai V Savani (Director &CEO)**

**(DIN - 00198203)**

**Bhavnagar, 10<sup>th</sup> June, 2021**